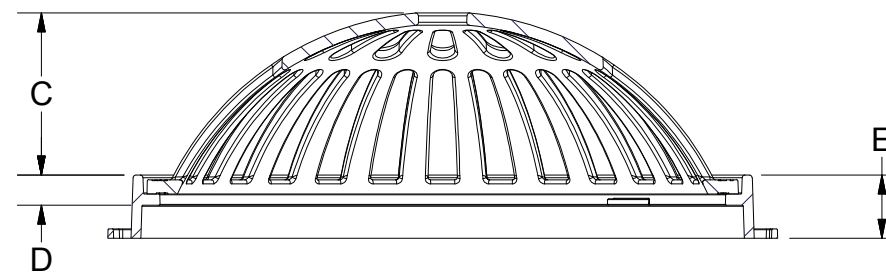
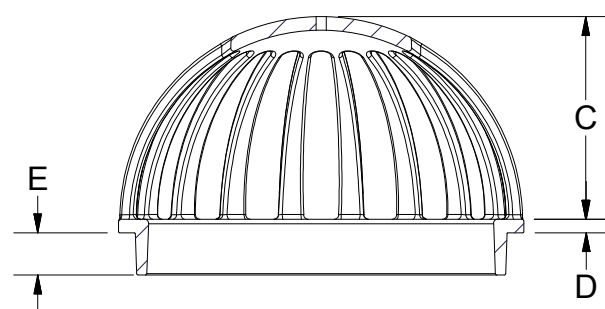
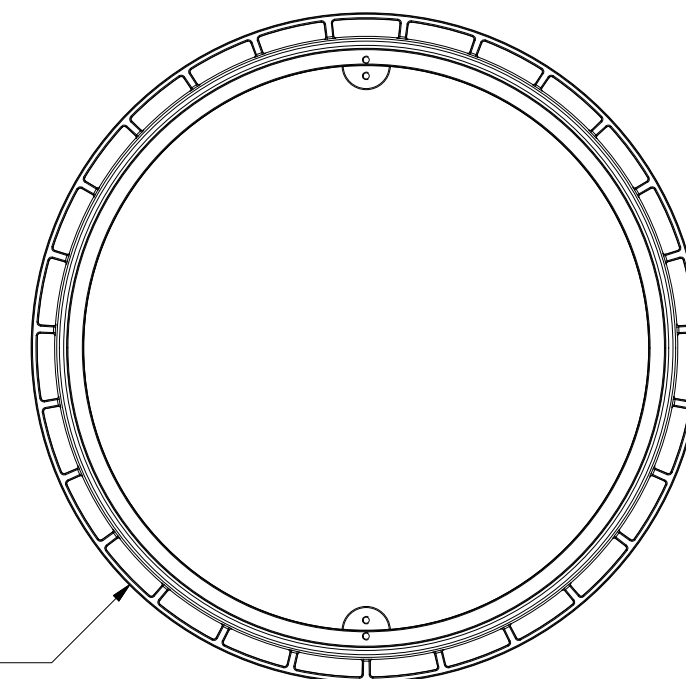
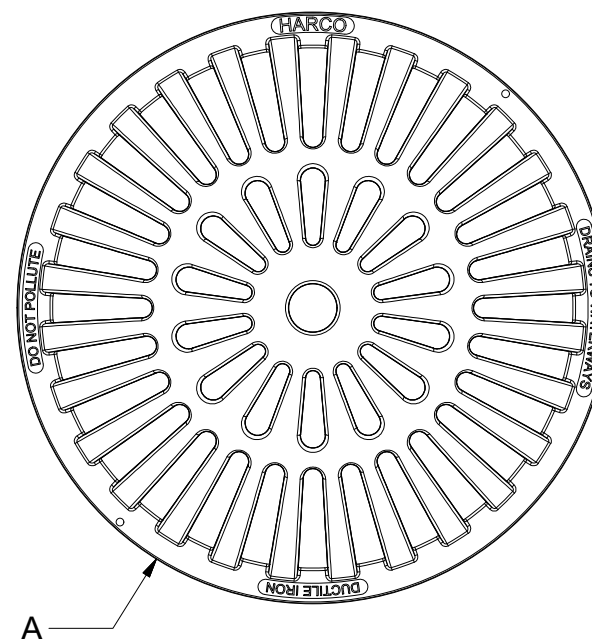


DROP-IN
6"-10"



GRATE W/ FRAME
12"-30"



HARCO DOMED GRATES HAVE A LIGHT DUTY RATING
 6"-10" DROP-IN 12"-30" HAVE FRAME
 QUALITY: MATERIALS SHALL CONFORM TO ASTM A536 80-55-06
 MATERIAL: DUCTILE IRON GRATE AND FRAME
 PAINT: CASTINGS ARE FURNISHED WITH BLACK PAINT
 LOCKING DEVICE: 6"-15" 1/4" SHCS 18"-30" 5/16" SHCS

Harco Domed Grates						
Size	A [in]	B [in]	C [in]	D [in]	E [in]	Approx Drain Area [in ²]
6"	6.5	N/A	3.562	0.315	1.259	46.20
8"	8.425	N/A	4.525	0.315	1.063	78.40
10"	10.551	N/A	5.628	0.354	1.102	120.44
12"	12.461	15.512	3.467	1.024	2.362	85.28
15"	15.236	18.268	4.678	1.063	2.244	135.25
18"	18.78	22.126	5.811	1.063	2.323	189.49
24"	24.646	27.913	6.752	1.26	2.638	314.37
30"	31.89	35.24	9.502	1.181	2.677	554.78

NOTICE

This document contains confidential or proprietary information of The Harrington Corporation. Neither the document nor the information therein is to be reproduced, distributed, or disclosed, either in whole or in part, except as specifically authorized, in writing, by The Harrington Corporation. Copyright 2014 The Harrington Corporation/Harco Fittings

NOTES EXCEPT AS SPECIFIED

- All Dimensions in inches.
- Do Not Scale Drawing.
- Debur All Edges.
- All Dimensions are for a Finished Product.
- 1/8" Fillets & Rounds Unless Otherwise Noted.
- Tolerances:
.XX = 0.01
.XXX = 0.005
.XXXX = 0.0005
Fractions = ± 1/32"
Angles = ± 1/2°

DRAWN BY:
DAC

DWG DATE:
1/24/2014

MATERIAL:
Iron, Ductile

DETAILED BY:
DAC

REVIEWED BY:

SCALE:
n/a

SHEET:
1 of 1

Rev:

Effective Date:

DRAWING NUMBER:
6-30 Domed Cut Sheet.idw



THE HARRINGTON CORPORATION

TITLE:
HARCO 6"-30" DOMED GRATE