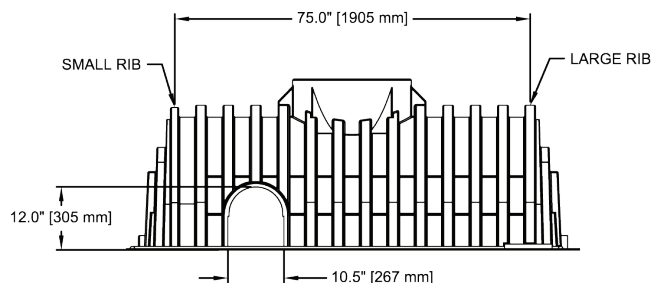
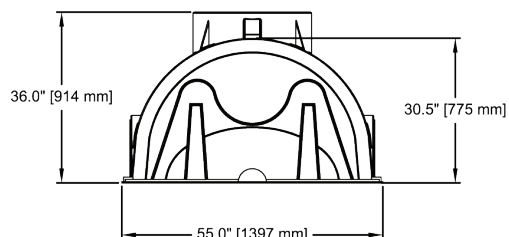
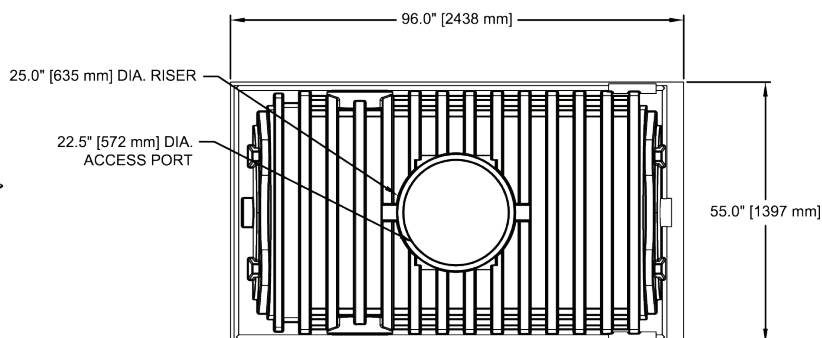
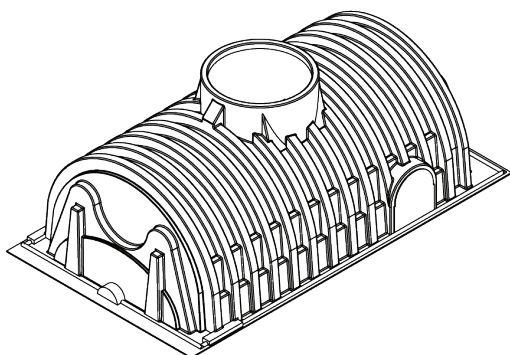


The CULTEC StormFilter® 330 is designed to be a secondary in-line filter system that effectively removes many of the smaller particles not eliminated by conventional structures during the pretreatment process.

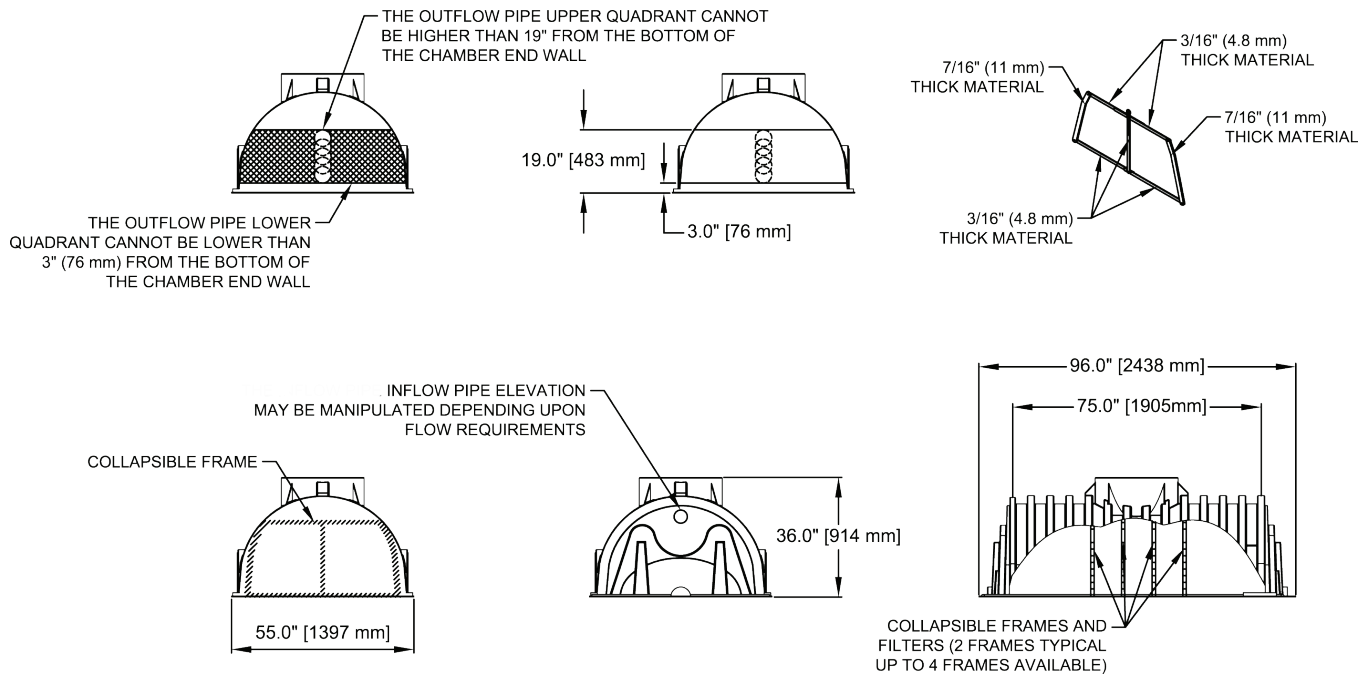
CULTEC StormFilter® 330 is a pass-through filter system. It has a welded and secured solid bottom.



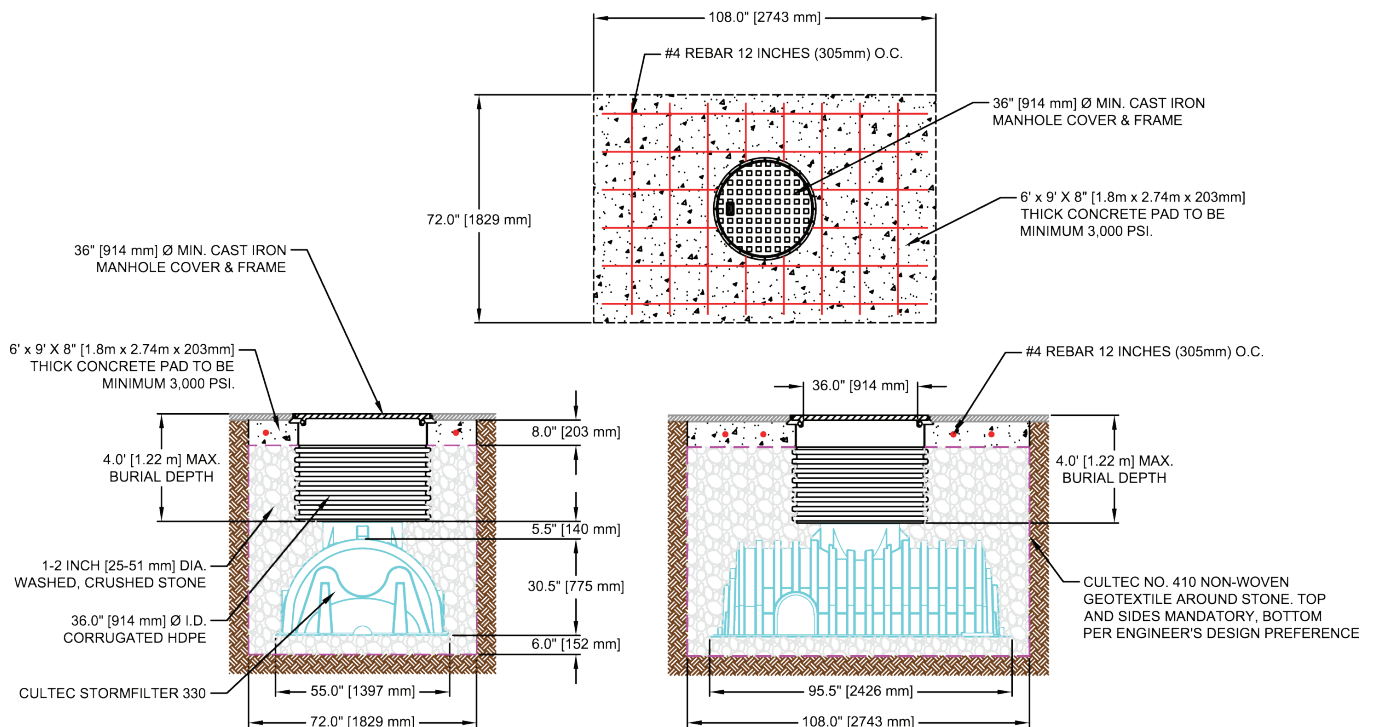
| | |
|---------------------------------|---|
| Size (L x W x H) | 8' x 55" x 36" 2.44 m x 1397 mm x 914 mm |
| Access Opening | 22.5" 572 mm |
| Capacity | 418.5 gal. 1584 l |
| Number of Filters | 2 Typical (up to 4 available) |
| Filtration Capability | 740.6 gpm 2800 l/min |
| Apparent Opening Size of Filter | 30 US Std. Sieve 0.60 mm |
| Max. Allowable Cover | 4' 1.22 m |
| Weight | 300 lbs. 136.1 kg |
| Max. Inlet Opening in End Wall | 8" (fully filtered) 203 mm (fully filtered) 24" (w/ bypass capability) 600 mm (w/ bypass capability) |



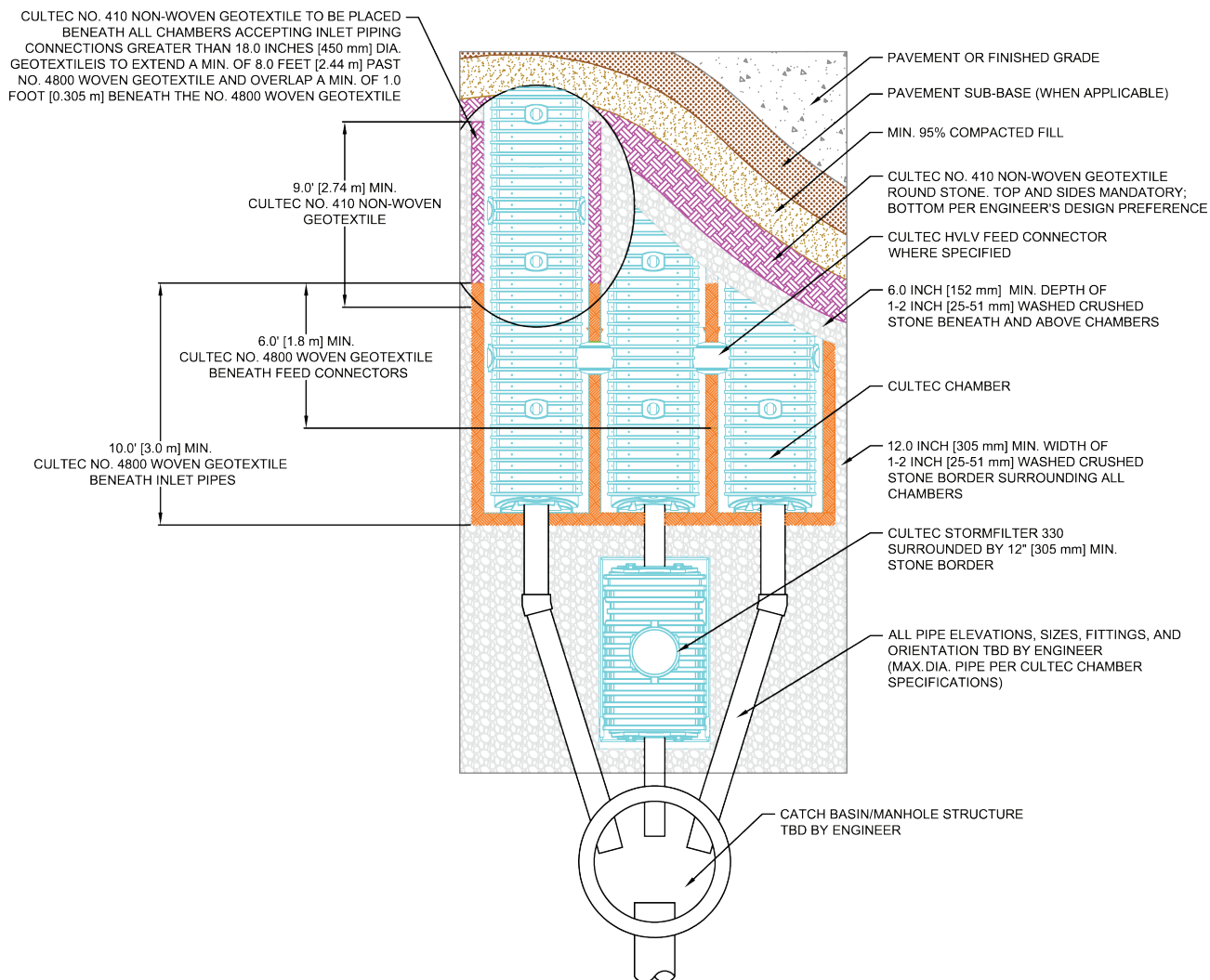
Frame Detail



Typical Cross Section for Paved Traffic Application



Overflow/Bypass Plan View Detail



Visit www.cultec.com/downloads.html for Product Downloads and CAD details.



CULTEC STORMFILTER® 330 Water Quality Unit Specifications

GENERAL

CULTEC StormFilter® 330 designed as a water quality unit. The unit may be used to filter stormwater run-off via pass-thru filtration baffles.

STORMFILTER 330 PARAMETERS

1. The chambers shall be manufactured by CULTEC, Inc. of Brookfield, CT (203-775-4416 or 1-800-428-5832).
2. The chamber shall be vacuum thermoformed of black polyethylene.
3. The chamber shall be arched in shape.
4. The chamber shall have a welded and secured solid bottom plate.
5. The nominal chamber dimensions of the CULTEC StormFilter® 330 shall be 36 inches (914 mm) tall, 55 inches (1397 mm) wide and 8 feet (2.44 m) long.
6. The chamber shall have a 22.5 inch (572 mm) diameter access opening located at the top of the unit.
7. Maximum inlet opening on the chamber end wall is 24 inches (600 mm) when utilizing bypass capability.
8. The recommended inlet pipe diameter is 8 inches (200 mm) for full filtering capacity.
9. The recommended outlet pipe diameter is 15 inches (375 mm) for full filtering capacity.
10. The chamber shall have two side portals to accept CULTEC HVLV™ FC-24 Feed Connectors. The nominal dimensions of each side portal shall be 12 inches (305 mm) high by 10.5 inches (267 mm) wide. Maximum allowable pipe size in the side portal is 10 inches (250 mm). The side portals may only be used when utilizing the StormFilter housing without filter frames/bags.
11. The nominal storage volume of the StormFilter® 330 shall be 418.5 gal / unit (1584 l/unit).
12. The StormFilter® 330 chamber shall have 14 corrugations.
13. The StormFilter 330 shall be designed to withstand traffic loads when installed according to CULTEC's recommended installation instructions.
14. The StormFilter® 330 has a maximum filtering capacity of 740.6 gpm (2800 l/min).
15. The maximum burial depth shall not exceed 4 feet (1.22 m).
16. The chamber shall be manufactured in an ISO 9001:2008 certified facility.

FILTER FRAME BAG SPECIFICATIONS

GENERAL

CULTEC's filter enclosures, manufactured from a geotextile composed of polypropylene yarns, which are woven into a stable network such that the yarns retain their relative position. The geotextile filters are inert to biological degradation and resist naturally encountered chemicals, alkalis, and acids and are designed to fit collapsible metal frames.

FILTER FRAME BAG PARAMETERS

1. The geotextile shall be provided by CULTEC, Inc. of Brookfield, CT (203-775-4416 or 1-800-428-5832).
2. The filter enclosures are constructed from geotextile composed of polypropylene yarns, which are woven into a stable network such that the yarns retain their relative position.
3. The filter bag shall have a nominal area of 6.44 ft² (0.60 m²).
4. The geotextile shall be black in appearance.
5. The geotextile shall have a Grab Tensile Strength value of 400 lbs MD/335 lbs CD (1780 N MD/1491 N CD) per ASTM D4632 testing method.
6. The geotextile shall have an Grab Tensile Elongation value of 20% MD/15% CD per ASTM D4632 testing method.
7. The geotextile shall have a Trapezoid Tear value of 145 lbs MD/125 lbs CD (645 N MD/556 N CD) per ASTM D4533 testing method.
8. The geotextile shall have a CBR Puncture Strength value of 1250 lbs (5563 N) per ASTM D6241 testing method.
9. The geotextile shall have a Percent Open Area value of 8% per COE-02215 testing method.
10. The geotextile shall have a Flow Rate value of 115 gpm/ft² (4685 lpm/m²) per ASTM D4491 testing method.
11. The geotextile shall have an Apparent Opening Size (AOS) value of 30 U.S. Sieve (0.60 mm) per ASTM D4751 testing method.
12. The geotextile shall have a UV Resistance (at 500 hours) value of 90% strength retained per ASTM D4355 testing method.

FILTERING SPECIFICATIONS

1. The filter removes more than 70% of the total suspended solids typically present in stormwater run off.
2. Continuous filtration capability for clean filters is rated at 1.65 CFS (0.0467 m³/s).
3. Treatment capability is approximately 740.6 gpm (2800 l/min).